



M2M+ M2M+FD



M2M+ M2M+FD

Extensive range of multi-purpose steel security doors

revB

M2M+

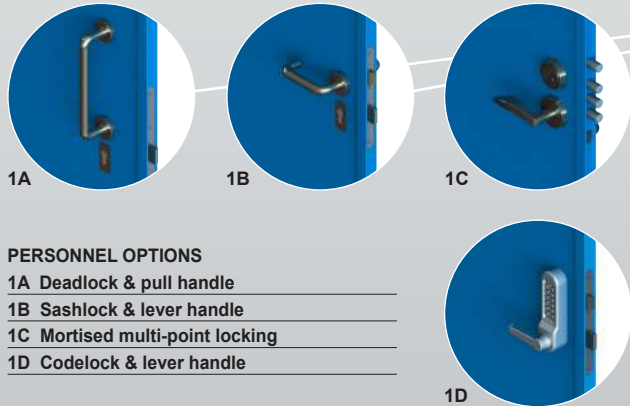
Strong, lightweight and durable, Bradbury's M2M+ range provides an extensive series of general purpose steel doorsets, suitable for a variety of applications. Available with a wide scope of locking options, vision panels, and louvres, each M2M+ door is specifically engineered to suit customer requirements. Marine grade options are also available for coastal environments. For bespoke requirements that fall outside of Bradbury's standard specification, M2M+ Specialist doors are also available.

All Bradbury doors are available with the added benefit of fire rating (up to 240 minutes), certified under the CERTIFIRE scheme. M2M+ doorsets are also available with optional acoustic rating (tested by Lorient to BS EN ISO 10140-2:2010), with RW ratings ranging from 28dB to 40dB, depending on specification.

SUITABLE APPLICATIONS

- Factories & warehouses
- Utilities sector
- Commercial offices
- Schools & universities
- Hospitals
- Retail stores & outlets
- Hotels & car parks
- Recording studios & theatres





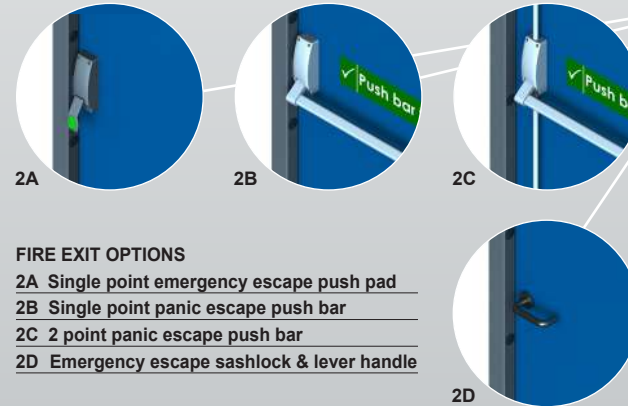
PERSONNEL OPTIONS

- 1A Deadlock & pull handle

- 1B Sashlock & lever handle

- 1C Mortised multi-point locking

- 1D Codelock & lever handle



FIRE EXIT OPTIONS

- 2A Single point emergency escape push pad

- 2B Single point panic escape push bar

- 2C 2 point panic escape push bar

- 2D Emergency escape sashlock & lever handle

SIZING

All sizes shown are structural sizes in mm.

	Min Height	Max Height	Min Width	Max Width
Single inward and outward opening	300	2950	300	1470
Double inward and outward opening	300	2950	900	2830
Fixed and removable over panels	250	1225	300	1470
Fixed and removable side panels	300	2950	250	1225

Double doorsets are available with unequal splits (minimum passive leaf width 450mm). Combinations of side and over panels can be used in a modular fashion to secure larger openings.

GENERAL CONSTRUCTION

- 45mm door leaf construction, manufactured from 1.2mm THK Zintec steel.
- 90mm or 150mm single rebate frame, manufactured from 1.5mm THK Zintec steel (fast-fit frame option available).
- Minimum 4no. hinges, c/w minimum of 7no. heavy duty steel dog bolts to each leaf.

LOCKING OPTIONS

GENERAL PURPOSE

- Deadlock

- Sashlock

- 5 lever deadlock

- Rimlock

- Night latch

- Codelock & lever handle

- Mortised multi-point locking

- Electric strike & night latch

- Magnetic locks

- Solenoid bolts

PANIC ESCAPE

- Single point emergency escape push pad

- Single point panic escape push bar

- 2 point panic escape push bar


- 3 point panic escape push bar

- 5 point panic escape push bar

- Emergency escape sashlock & lever handle

STAYS & CLOSERS

A range of door closers and limit stays are available to suit all sizes and specifications of doorsets.



SUBSTATION OPTIONS

- 3A Bladed louvre
- 3B Punched louvre
- 3C Limit stay
- 3D Padlockable lock cover

THRESHOLDS



Folded steel threshold




DDA compliant aluminium threshold



Double ramped low profile aluminium threshold

LOUVRE CONFIGURATIONS

(Punched or bladed)



Insert louvre top Insert louvre bottom Insert louvre top & bottom Insert louvre large single

VISION PANELS

- 152 x 762
- 203 x 762
- 305 x 305
- 457 x 457
- 610 x 610
- 203 x 1067
- 254 x 1219
- 254 x 1524

DDA compliant options are available.

LOUVRES

- Punched
- Bladed

FINISH

Doorsets are available primed or polyester powder coated in a wide range of colours and finishes. Bespoke options include high quality wood-grain and textured effects, as well as Extra Life paint guarantee, underwritten by Cromadex Akzo Nobel.

INSTALLATION

Bradbury's patented adjuster system makes light work of installation. The fast-fit frame is supplied with 12 adjusters and a hex tool, to allow for adjustment before the door is fitted. Alternatively, our team of accredited installation engineers provide a nationwide fitting service.

**M2M⁺
SPECIALIST**

Bradbury's engineering department can incorporate most non-standard or customer supplied hardware into Specialist doorsets. These doors can be customised to suit individual needs, with options such as stainless steel construction, coin access panels, and circular vision panels (as pictured above).


Please contact the Bradbury sales team to discuss bespoke requirements.

M2M⁺FD

Tested and approved by Exova Warringtonfire under the CERTIFIRE scheme (certificate number CF5108), providing integrity fire resistance of up to 240 minutes, as defined by EN1634-1:2008 or BS476: Part 22:1987.

M2M⁺AC

Tested by Lorient to BS EN ISO 10140-2: 2010, with RW ratings ranging from 28dB to 40dB, depending on specification. Bradbury's acoustic doors are also available with CERTIFIRE fire rating.



Award-winning manufacturer of security doors, grilles, cages and bar sets.



M2M* doors feature a patented adjustable frame, which can compensate for most irregularities in an opening. The frame ensures that installation is fast and simple (a non-adjustable alternative is also available).

All M2M* doors are delivered within 10-12 working days from receipt of signed order confirmation. Customers can also benefit from Bradbury's online ordering system for M2M* doors, which provides instant quotations, orders, and drawings.

Bradbury doorsets combine high performance specifications and security, with durability and low maintenance requirements. As with all Bradbury products, these doors are manufactured in one of our UK factories (based in Lincolnshire and Ayrshire).

For buildings requiring a higher level of security, Bradbury also manufacture doors with LPS 1175 certification (from SR1 - SR4). Also available are communal entrance doors, grilles, cages, bar sets, and physical IT security.

Peace of mind from the largest UK manufacturer of steel doors, grilles, cages and bar sets.

Bradbury Group Ltd.
Dunlop Way
Queensway Industrial Estate
Scunthorpe
North Lincolnshire
DN16 3RN

T +44 (0)1724 271999
E sales@bradburyuk.com
www.bradburyuk.com

