

**M2M<sup>3</sup>**



**M2M<sup>3</sup>**

---

High security doors certified to LPS 1175: Issue 7 SR3

---

revD





# Award-winning manufacturer of security doors, grilles, cages and bar sets.



**M2M<sup>3</sup> is part of Bradbury's family of certified security doors. Depending on the level of perceived risk, specifiers can select from M2M<sup>1</sup>, M2M<sup>2</sup>, M2M<sup>3</sup> and M2M<sup>4</sup>, with LPCB certification from LPS 1175 SR1 - SR4, respectively.**

When third party certification is not required, Bradbury's M2M<sup>+</sup> range offers a vast selection of doors for commercial, domestic and industrial applications. Furthermore, the M2M<sup>+</sup> Specialist range provides bespoke engineered doors.

Optional FD240 CERTIFIRE rating is available for all Bradbury doors. Offering a wide range of certified products, the Bradbury Group also manufactures communal entrance doors, grilles, cages, and bar sets.

All products are manufactured in our UK factories (based in Lincolnshire and Ayrshire) and delivered by Bradbury's distribution fleet to ensure the best value and highest quality, in the quickest possible lead time.

# M2M<sup>3</sup>

The M2M<sup>3</sup> range provides a comprehensive series of doorsets, certified by the LPCB to LPS 1175 SR3. Driven by risk analysis and engineered in response to developing attack methodology, M2M<sup>3</sup> doors bring flexibility of specification to asset protection professionals.

M2M<sup>3</sup> has been developed to withstand deliberate attempts at forced entry on well-protected premises with little regard for noise; using physical force and an array of tools, including cordless tools, a short axe, cold chisels, a crow bar, brick bolsters, and a gas torch.

These doors are also available with the added benefit of an FD240 fire rating, under the CERTIFIRE scheme. M2M<sup>3</sup> also holds a Secured by Design license, a status restricted to products that have been successfully tested to meet Police Preferred Specification.

## SUITABLE APPLICATIONS

Airports

Government & defence buildings

Factories & warehouses


Emergency service buildings

Utilities sector

Financial services

High value retail outlets

Infrastructure projects







## SIZING

### MICO ABRYLL SINGLE POINT LOCKING

	Min Height	Max Height	Min Width	Max Width
Single outward opening	1000	2930	600	1430
Double outward opening	1000	2930	900	2600
Single outward opening with removable over panel*	1200	4130	900	1430
Double outward opening with removable over panel*	1200	4130	900	2600
Single inward opening	1000	2930	600	1430
Double inward opening	1000	2930	900	2600

### MICO 942 MULTI-POINT LOCKING

Single outward opening	1745	2430	740	1180
Double outward opening	1745	2430	900	2200

Double doorsets are available with unequal splits (minimum passive leaf width 450mm). Fixed side and over panels also available. \*Only available on doorsets fitted with MICO Abryll single point locking systems.







1A



1B



1C



1D

#### EXTERNAL LOCKING OPTIONS

1A Lever handle & key

1B Hasp & staple

1C No external access

1D Keypad access (solenoid)



#### GENERAL CONSTRUCTION

- 66mm door leaf construction, manufactured from 1.5mm THK Zintec steel.
- 110mm single rebate frame, manufactured from 2.0mm THK Zintec steel.
- 6no. hinges c/w 9no. heavy duty steel dog bolts to each leaf.
- Heavy duty tower bolts fitted to passive leaf on double doors.

#### LOCKING OPTIONS

MICO Abryll single point locking


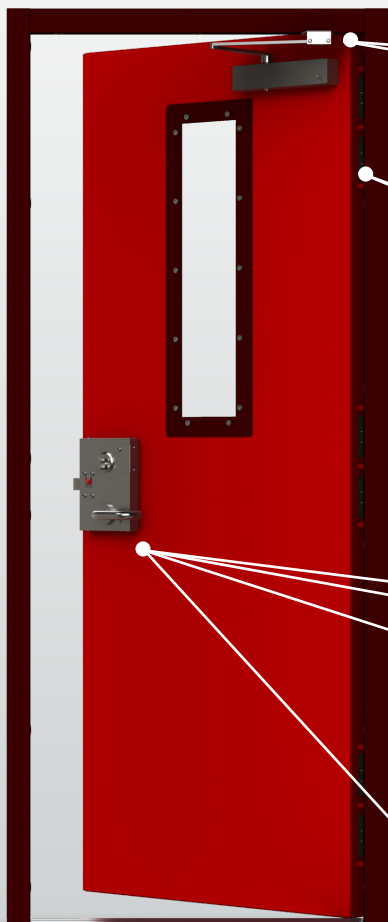
MICO 942 2 point locking

MICO 942 3 point locking

MICO 942 4 point locking

*Range of bespoke locking options available, including panic escape, manual, automatic, and electromechanical deadlocking solutions, with a selection of external access options.*

*Pickersgill-Kaye and Surelock McGill systems are also available.*



2A



2B



2C



2D

#### INTERNAL LOCKING OPTIONS

2A Thumbturn & lever

2B Emergency escape push pad

2C Panic escape full width push plate

2D Breakdome thumbturn & lever

#### VISION PANELS

203 x 356

203 x 762

457 x 457

*DDA compliant options are available.*

#### LOUVRES

Punched

Bladed

#### FINISH

Doorsets are available primed or polyester powder coated in a wide range of colours and finishes. Bespoke options include high quality wood-grain and textured effects, as well as Extra Life paint, offering up to 10 years' anti-rust warranty underwritten by Cromadex Akzo Nobel.

#### INSTALLATION


With over 20 years' experience in the survey and installation of security products, Bradbury's team of accredited installation engineers provide a nationwide fitting service.



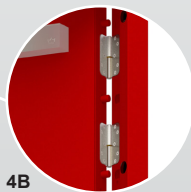
3A



3B



4A



4B

#### STAYS & CLOSERS

3A Overhead door closer

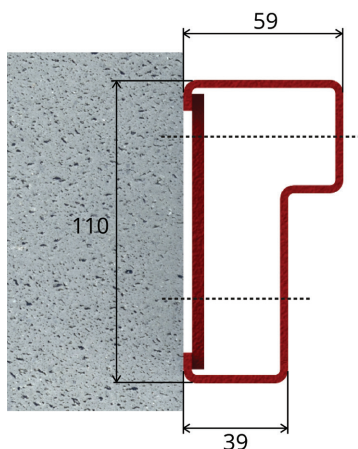
3B Heavy duty sprung limit stay

#### HINGES

4A Grade 13 butt hinges

4B Lift off hinges

#### FRAME PROFILE



#### THRESHOLDS



Folded steel threshold



DDA compliant aluminium threshold




Double ramped low profile aluminium threshold

# M2M<sup>3</sup>FD

Tested and approved by Exova Warringtonfire under the CERTIFIRE scheme (certificate number CF5107), providing integrity fire resistance of up to 240 minutes, as defined by EN1634-1:2008 or BS476: Part 22:1987.

#### LOUVRE CONFIGURATIONS

(Punched or bladed)



Insert louvre top

Insert louvre bottom

Insert louvre top & bottom

Insert louvre large single





Peace of mind from the largest  
UK manufacturer of steel doors,  
grilles, cages and bar sets.

**Bradbury Group Ltd.**  
6 Atkinsons Way  
Foxhills Industrial Estate  
Scunthorpe  
North Lincolnshire  
DN15 8QJ

**T** +44 (0)1724 271999  
**E** [sales@bradburyuk.com](mailto:sales@bradburyuk.com)  
**www.bradburyuk.com**

