



M2M²

High-security doors certified to LPS 1175: Issue 7 SR2

revA





Award-winning manufacturer of steel security, flood, fire and acoustic doors.



M2M² is part of Bradbury Group's series of certified security doors. Depending on the level of perceived risk, specifiers can select from our M2M², M2M³ and M2M⁴, which are LPCB certified to LPS 1175 SR2, SR3 and SR4, respectively.

For areas where a certified level of security is not required, we offer the M2M¹. Bradbury Group's M2M¹ range offers a versatile selection steel doors which are ideal for commercial, domestic and industrial applications.

As well as security doors, we also manufacture fire, flood and acoustic doors. Offering an extensive product portfolio, Bradbury Group also supplies communal entrance doors, architectural doors, grilles, cages, bar sets, and kiosks.

All products are manufactured in our UK factories, and can be delivered and installed by Bradbury Group's distribution and installation teams, to ensure the best value and highest quality, in the quickest possible lead time.

M2M²

The M2M² range provides a comprehensive series of doorsets, certified by the LPCB to LPS 1175 SR2. Driven by risk analysis and engineered in response to developing attack methodology, M2M² doors bring flexibility of specification to asset protection professionals.


M2M² has been developed to withstand deliberate attempts at forced entry on well-protected premises with little regard for noise; using physical force and an array of tools with high mechanical advantages such as a hand drill, junior hacksaw, and a claw hammer.

These doors are also available with the added benefit of a fire rating of up to FD240, under the CERTIFIRE scheme. M2M² has also achieved the Secured by Design Police Preferred Specification status, which is restricted to products that have been suitably tested and certified.

SUITABLE APPLICATIONS

- Airports
- Government & defence buildings
- Factories & warehouses
- Emergency service buildings
- Utilities sector
- Financial services
- High value retail outlets
- Infrastructure projects





1A

1B

1C

EXTERNAL LOCKING OPTIONS

1A Lever handle & key

1B Hasp & staple

1C No external access

1D Keypad access (solenoid)



1D

SIZING

MICO ABRYLL SINGLE POINT LOCKING

	Min Height	Max Height	Min Width	Max Width
Single outward opening	1000	2930	600	1430
Double outward opening	1000	2930	900	2600
Single outward opening with removable over panel*	1200	4130	900	1430
Double outward opening with removable over panel*	1200	4130	900	2600
Single inward opening	1000	2930	600	1430
Double inward opening	1000	2930	900	2600

MICO 942 MULTI-POINT LOCKING

Single outward opening	1745	2430	740	1180
Double outward opening	1745	2430	900	2200

Double doorsets are available with unequal splits (minimum passive leaf width 450mm). Fixed side and over panels also available. *Only available on doorsets fitted with MICO Abryll single point locking systems.

GENERAL CONSTRUCTION

- 66mm door leaf construction, manufactured from 1.5mm THK Zintec steel, stainless steel or Magnelis
- 110mm single rebate frame, manufactured from 1.5mm THK Zintec steel, stainless steel or Magnelis
- 6no. hinges c/w 9no. heavy duty steel dog bolts to each leaf.
- Heavy duty tower bolts fitted to passive leaf on double doors.

LOCKING OPTIONS

MICO Abryll single point locking

MICO 942 2 point locking

MICO 942 3 point locking

MICO 942 4 point locking

Range of bespoke locking options available, including panic escape, manual, automatic, and electromechanical deadlocking solutions, with a selection of external access options.

Pickersgill-Kaye and Surelock McGill systems are also available.



2A

2B

2C

2D

3A

3B

4A

4B

INTERNAL LOCKING OPTIONS

- 2A Thumbturn & lever
- 2B Emergency escape push pad
- 2C Panic escape full width push plate
- 2D Breakdome thumbturn & lever

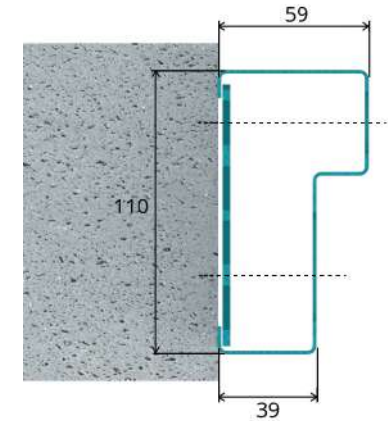
STAYS & CLOSERS

- 3A Overhead door closer
- 3B Heavy duty sprung limit stay

HINGES

- 4A Grade 13 butt hinges
- 4B Lift off hinges

FRAME PROFILE



THRESHOLDS



Folded steel threshold



DDA compliant aluminium threshold



Double ramped low profile aluminium threshold

VISION PANELS

203 x 356

203 x 762

457 x 457

DDA compliant options are available.

LOUVRES

Bladed

FINISH

Doorsets are available primed or polyester powder coated in a wide range of colours and finishes. Bespoke options include high quality wood-grain and textured effects, as well as Extra Life paint, offering up to 10 years' anti-rust warranty underwritten by Cromadex Akzo Nobel.

INSTALLATION


With over 20 years' experience in the survey and installation of security products, Bradbury's team of accredited installation engineers provide a nationwide fitting service.

M2M²FD

Tested and approved by Exova Warringtonfire to FD240, under the CERTIFIRE scheme, providing integrity fire resistance of up to 240 minutes, as defined by EN1634-1:2008 or BS476: Part 22:1987.

LOUVRE CONFIGURATIONS

(Punched or bladed)



Insert louvre top

Insert louvre bottom

Insert louvre top & bottom

Insert louvre large single



Peace of mind from the nation's
leading provider of steel doors
and physical security solutions.

Bradbury Group
6 Atkinsons Way
Foxhills Industrial Estate
Scunthorpe
North Lincolnshire
DN15 8QJ

T +44 (0)1724 271999
E enquiries@bradburyuk.com
www.bradburyuk.com

